

# **Branching stochastic processes as models of Covid-19 epidemic development**

**Barbados - 20201214**

**N. Yanev, V. Stoimenova, D. Atanasov**

---

## **Branching stochastic processes as models of Covid-19 epidemic development : Barbados - 20201214**

### **Abstract**

The results presented here are obtained using the methodology proposed in the paper <https://arxiv.org/abs/2004.14838> for the country Barbados. The data comes from European Centre for Disease Prevention and Control available at <https://opendata.ecdc.europa.eu/covid19/casedistribution/csv>.

---

## Table of Contents

1. Observed Infection data .....	1
2. Estimating of the main parameter and some predictions .....	3

---

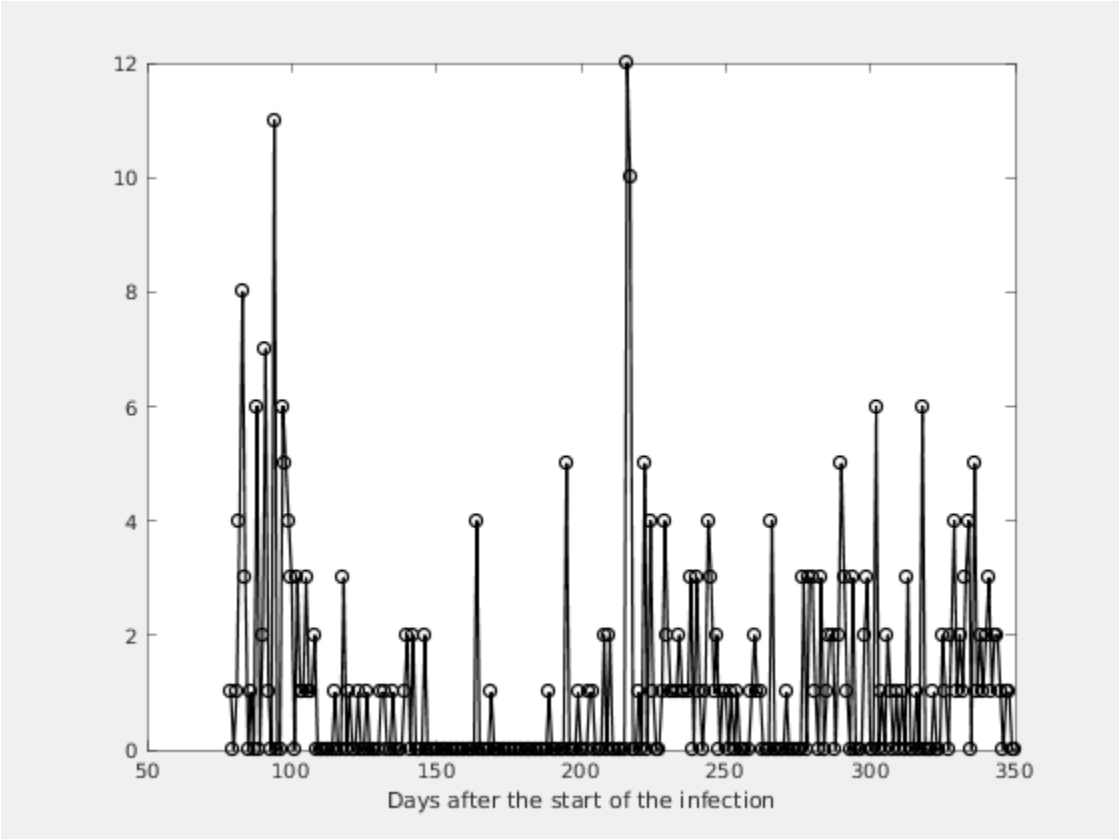
## List of Figures

1.1. Number of the daily reported laboratory-confirmed cases .....	1
1.2. Number of the total registered cases .....	2
2.1. The Lotka-Nagaev and the Harris type estimator of the growth rate .....	3
2.2. Figure .....	4
2.3. Expected number of the nonregistered infected individuals without immigra- tion .....	5
2.4. Expected number of the nonregistered infected individuals with immigration .....	6

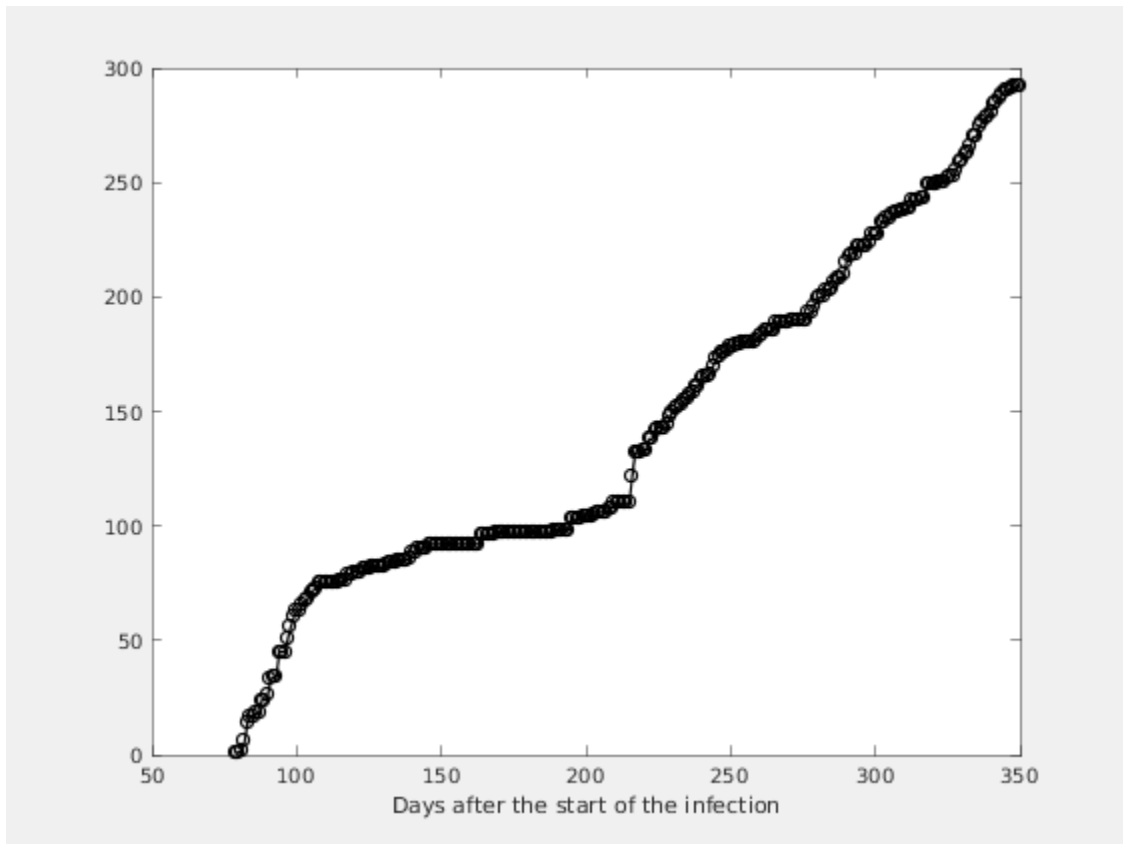
---

# Chapter 1. Observed Infection data

Figure 1.1. Number of the daily reported laboratory-confirmed cases



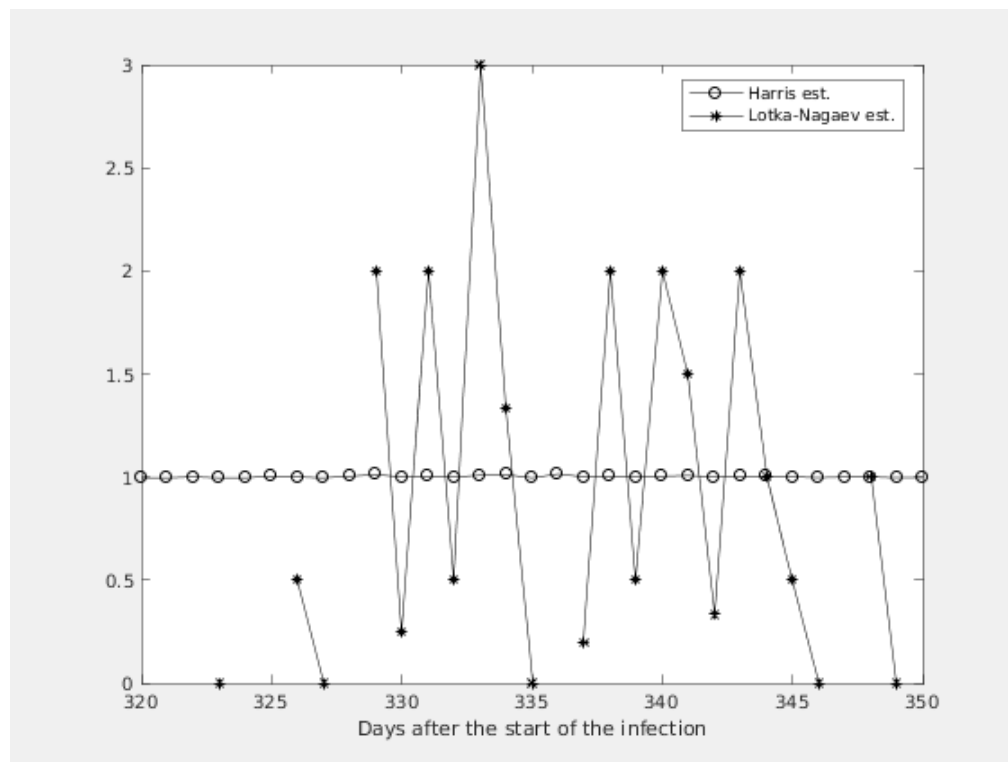
**Figure 1.2. Number of the total registered cases**



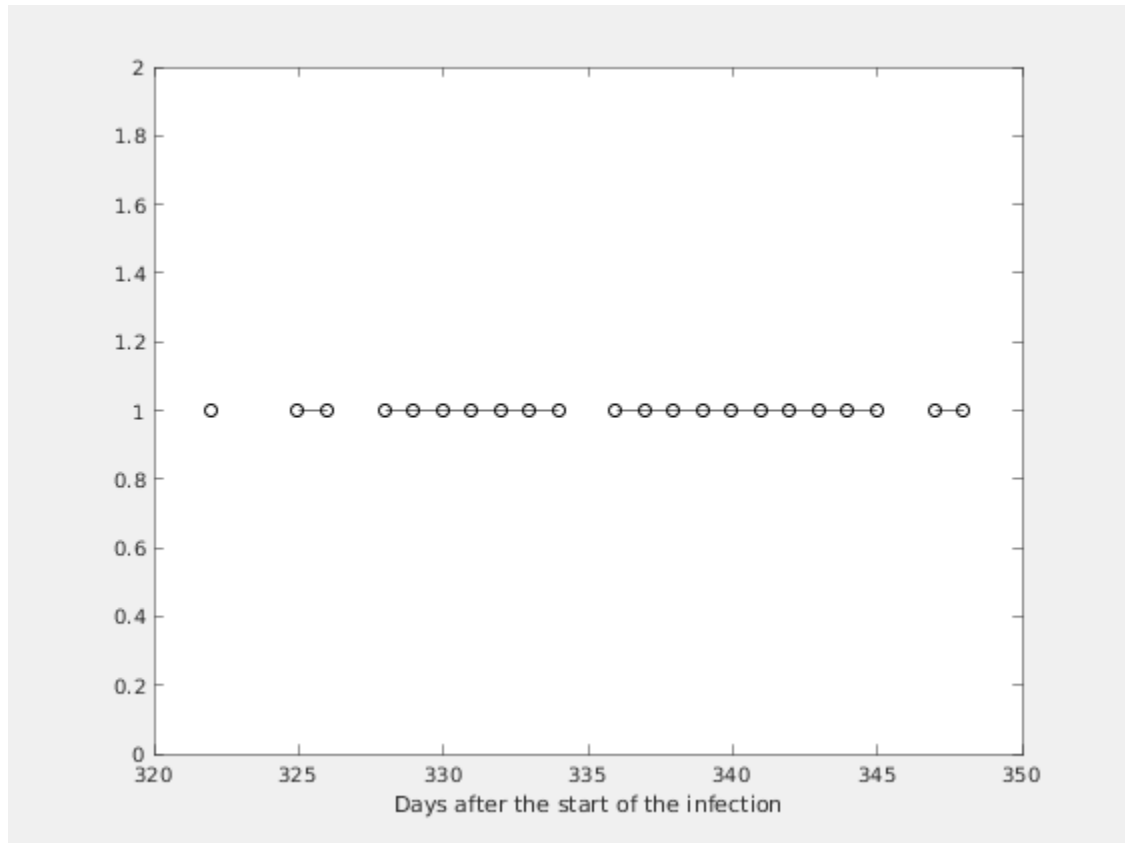
---

# Chapter 2. Estimating of the main parameter and some predictions

Figure 2.1. The Lotka-Nagaev and the Harris type estimator of the growth rate



**Figure 2.2. Figure**

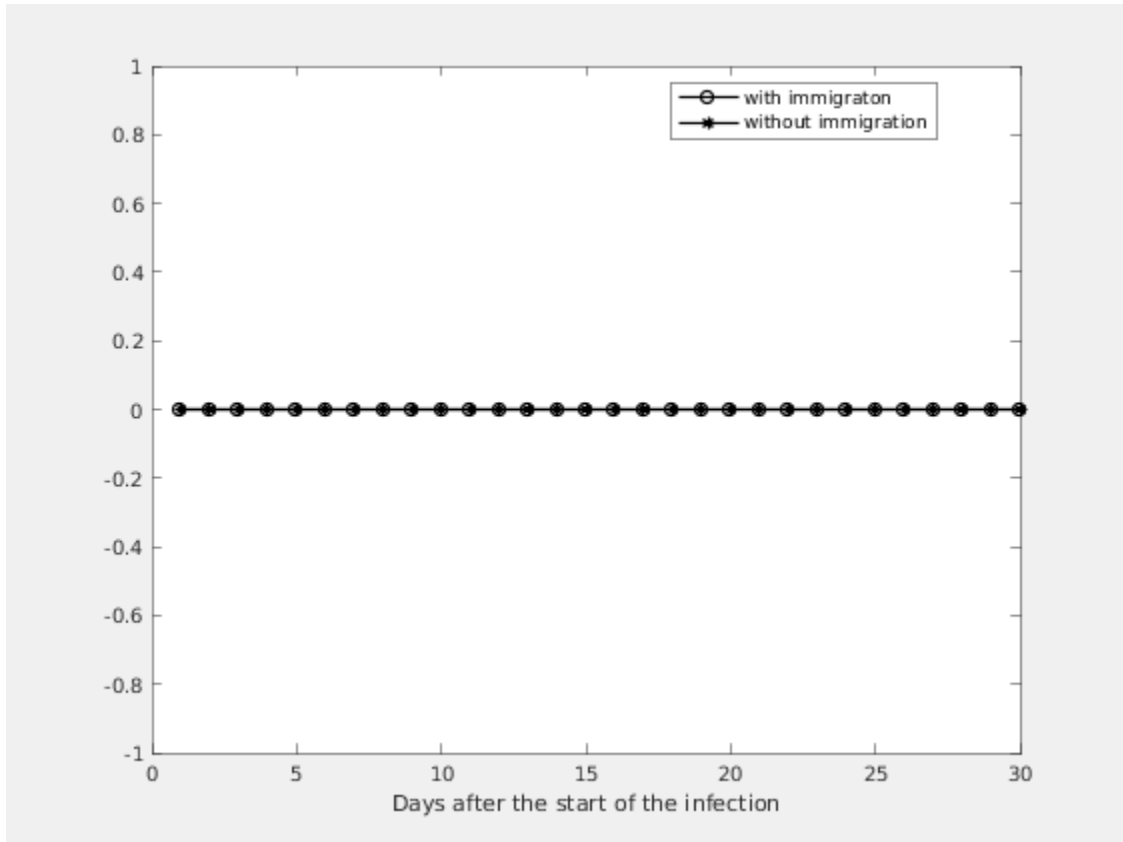




**Figure 2.3. Expected number of the nonregistered infected individuals without immigration**



**Figure 2.4. Expected number of the nonregistered infected individuals with immigration**



**Estimation of the model parameters.**

k	m	ci	alpha	M1	A1
4	0.9966	0.7815 - 1.2116	1.0000	0	0
3	1.0000	0.7864 - 1.2136	1.0000	0	0
2	1.0000	0.7868 - 1.2132	NaN	0	0
1	0.9966	0.7842 - 1.2089	1.0000	0	0
0	0.9966	0.7855 - 1.2077	1.0000	0	0