

Branching stochastic processes as models of Covid-19 epidemic development

Var5 - week 53

N. Yanev, V. Stoimenova, D. Atanasov

Branching stochastic processes as models of Covid-19 epidemic development : Var5 - week 53

Abstract

The results presented here are obtained using the methodology proposed in the paper <https://arxiv.org/abs/2004.14838> for the country Var5. The data comes from European Centre for Disease Prevention and Control available at <https://opendata.ecdc.europa.eu/covid19/casedistribution/csv>.

Table of Contents

1. Observed Infection data	1
2. Estimating of the main parameter and some predictions	3

List of Figures

1.1. Number of the weekly reported laboratory-confirmed cases	1
1.2. Number of the total registered cases	2
2.1. Expected number of the nonregistered infected individuals with immigration	3

Chapter 1. Observed Infection data

Figure 1.1. Number of the weekly reported laboratory-confirmed cases

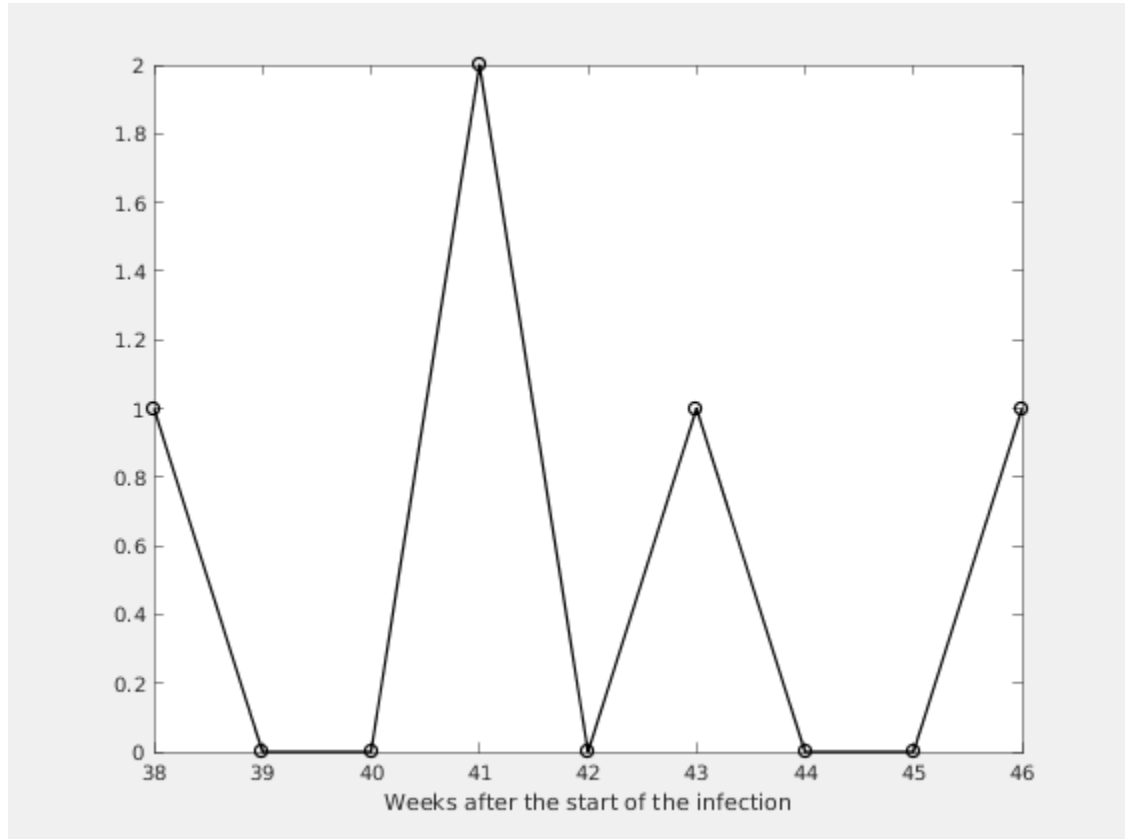
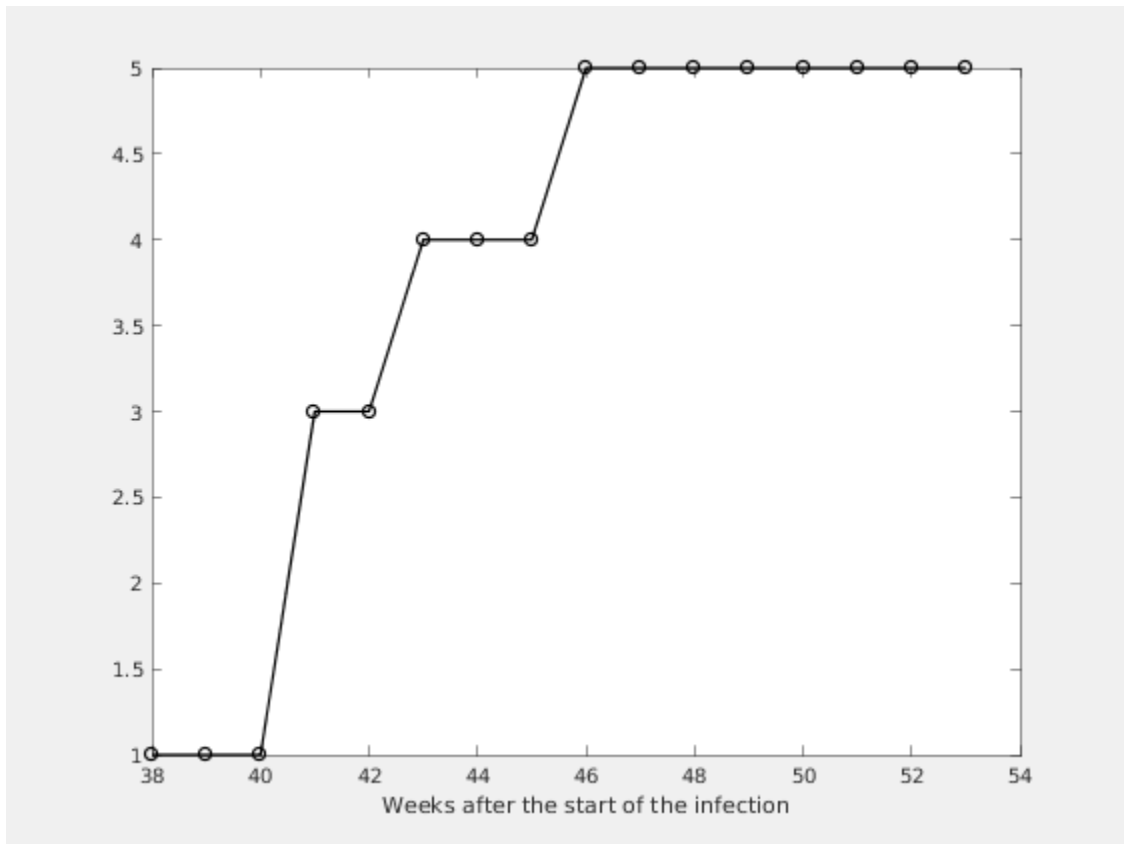
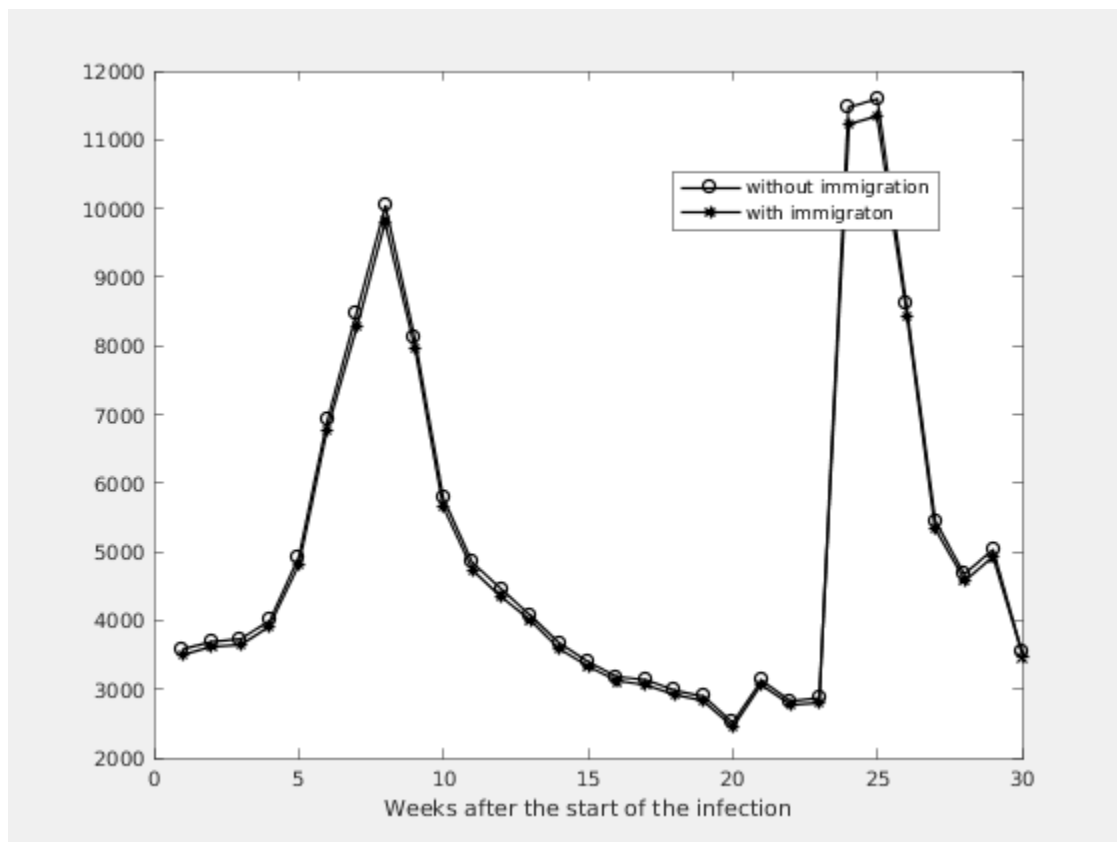


Figure 1.2. Number of the total registered cases



Chapter 2. Estimating of the main parameter and some predictions

Figure 2.1. Expected number of the nonregistered infected individuals with immigration



Estimation of the model parameters.

k	m	ci	alpha	A1	M1
4	1.0000	0.3070 - 1.6930	0.3903	11219	11474
3	1.0000	0.3070 - 1.6930	0.3936	11336	11594
2	1.0000	0.3070 - 1.6930	0.4173	8422	8613
1	1.0000	0.3070 - 1.6930	0.4193	5332	5453
0	1.0000	0.3070 - 1.6930	0.4041	4573	4676