

# **Branching stochastic processes as models of Covid-19 epidemic development**

**Var174 - week 53**

**N. Yanev, V. Stoimenova, D. Atanasov**

---

## **Branching stochastic processes as models of Covid-19 epidemic development : Var174 - week 53**

### **Abstract**

The results presented here are obtained using the methodology proposed in the paper <https://arxiv.org/abs/2004.14838> for the country Var174. The data comes from European Centre for Disease Prevention and Control available at <https://opendata.ecdc.europa.eu/covid19/casedistribution/csv>.

---

## Table of Contents

|  |   |
|--|---|
| 1. Observed Infection data .....                               | 1 |
| 2. Estimating of the main parameter and some predictions ..... | 3 |

---

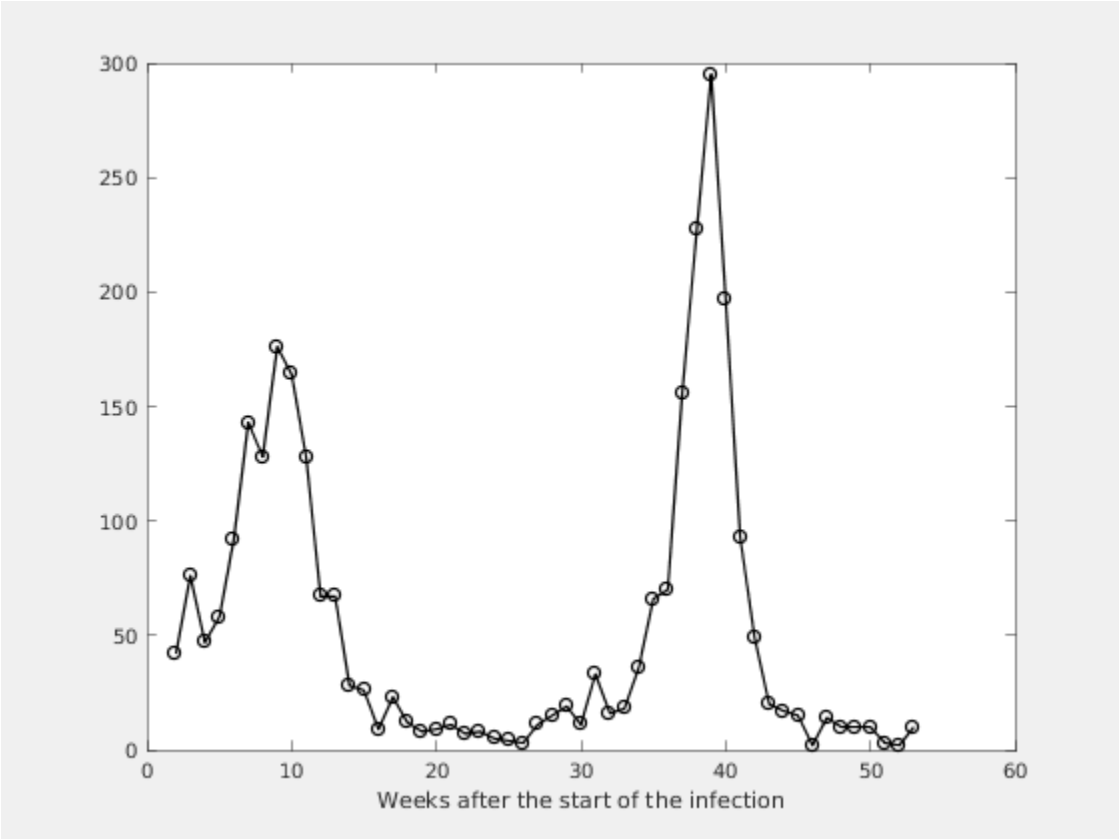
## List of Figures

|   |   |
|---|---|
| 1.1. Number of the weekly reported laboratory-confirmed cases .....                           | 1 |
| 1.2. Number of the total registered cases .....   | 2 |
| 2.1. The Lotka-Nagaev and the Harris type estimator of the growth rate .....                  | 3 |
| 2.2. Figure .....   | 4 |
| 2.3. Expected number of the nonregistered infected individuals without immigra-<br>tion ..... | 5 |
| 2.4. Expected number of the nonregistered infected individuals with immigration .....         | 6 |

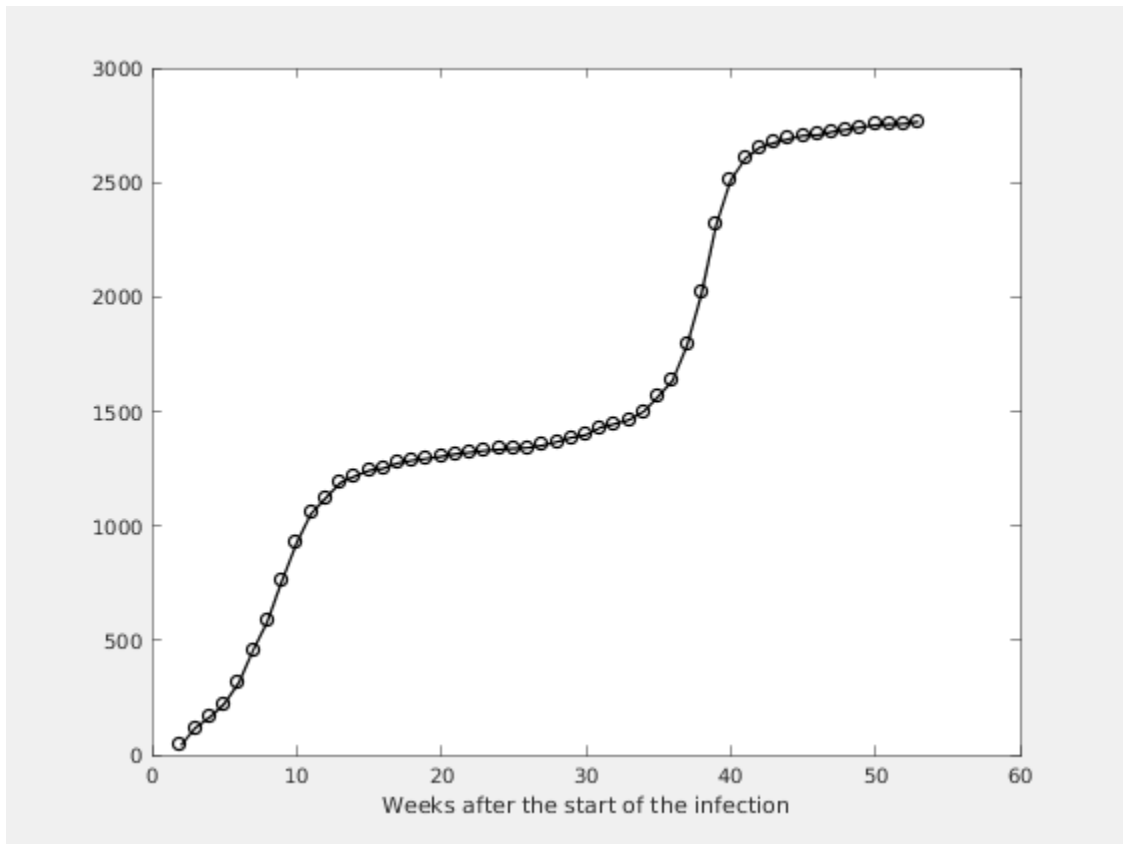
---

# Chapter 1. Observed Infection data

Figure 1.1. Number of the weekly reported laboratory-confirmed cases



**Figure 1.2. Number of the total registered cases**



---

# Chapter 2. Estimating of the main parameter and some predictions

Figure 2.1. The Lotka-Nagaev and the Harris type estimator of the growth rate

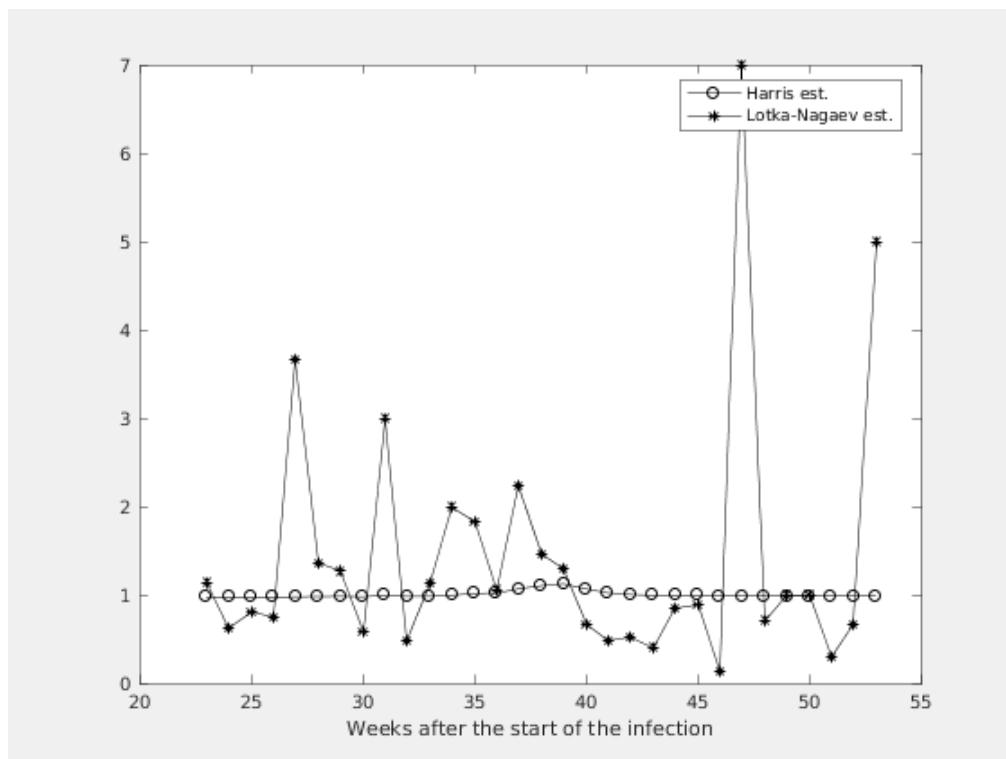
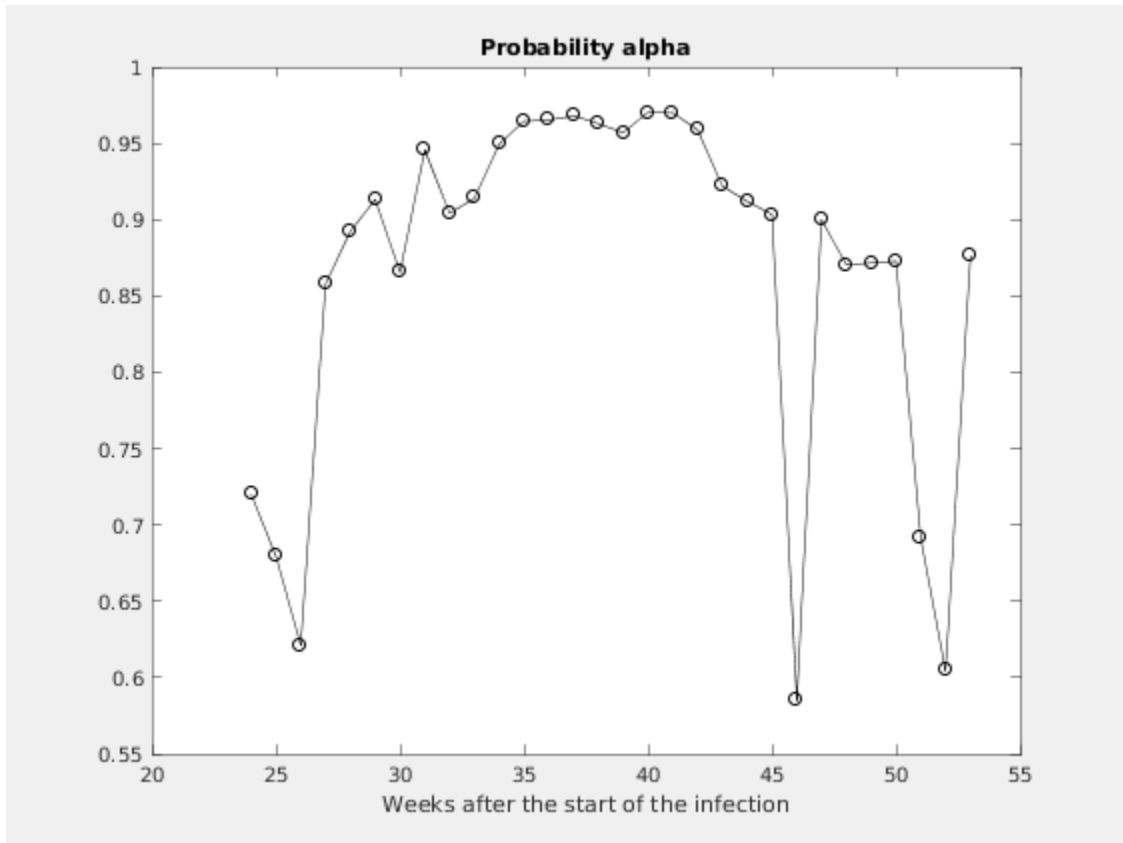
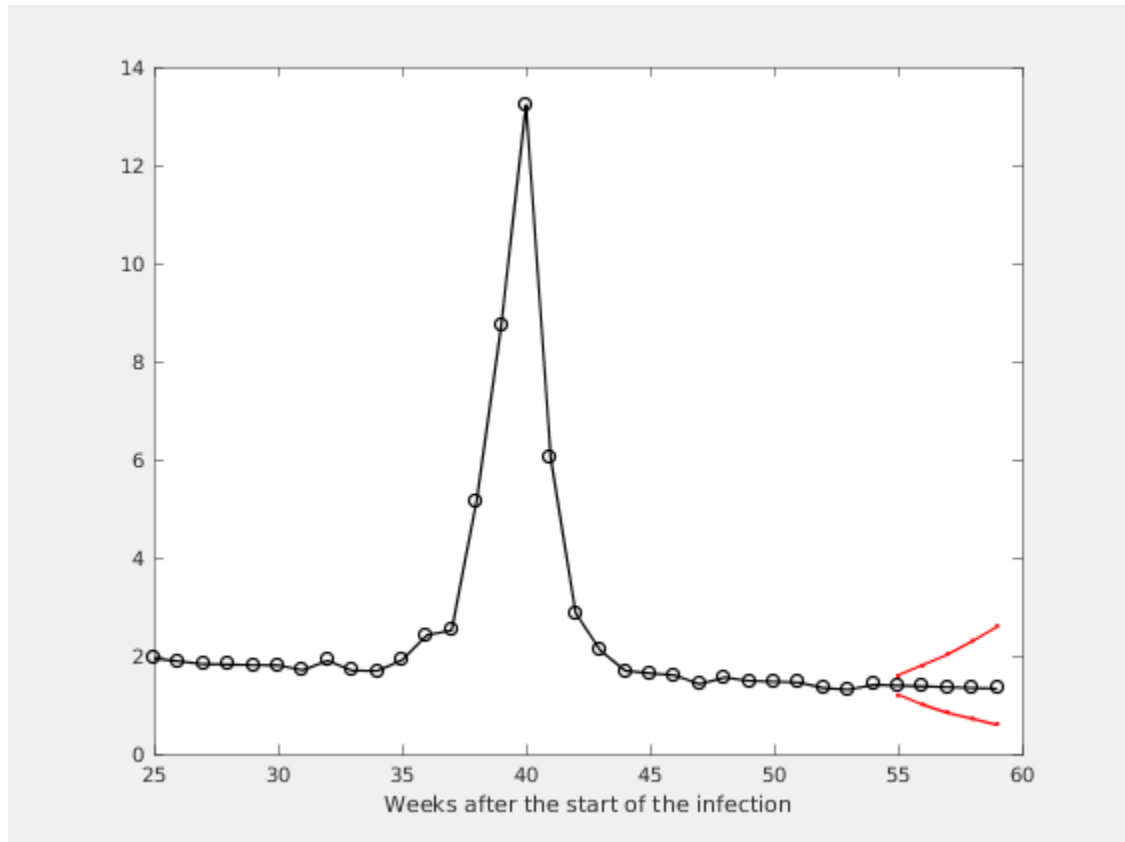


Figure 2.2. Figure

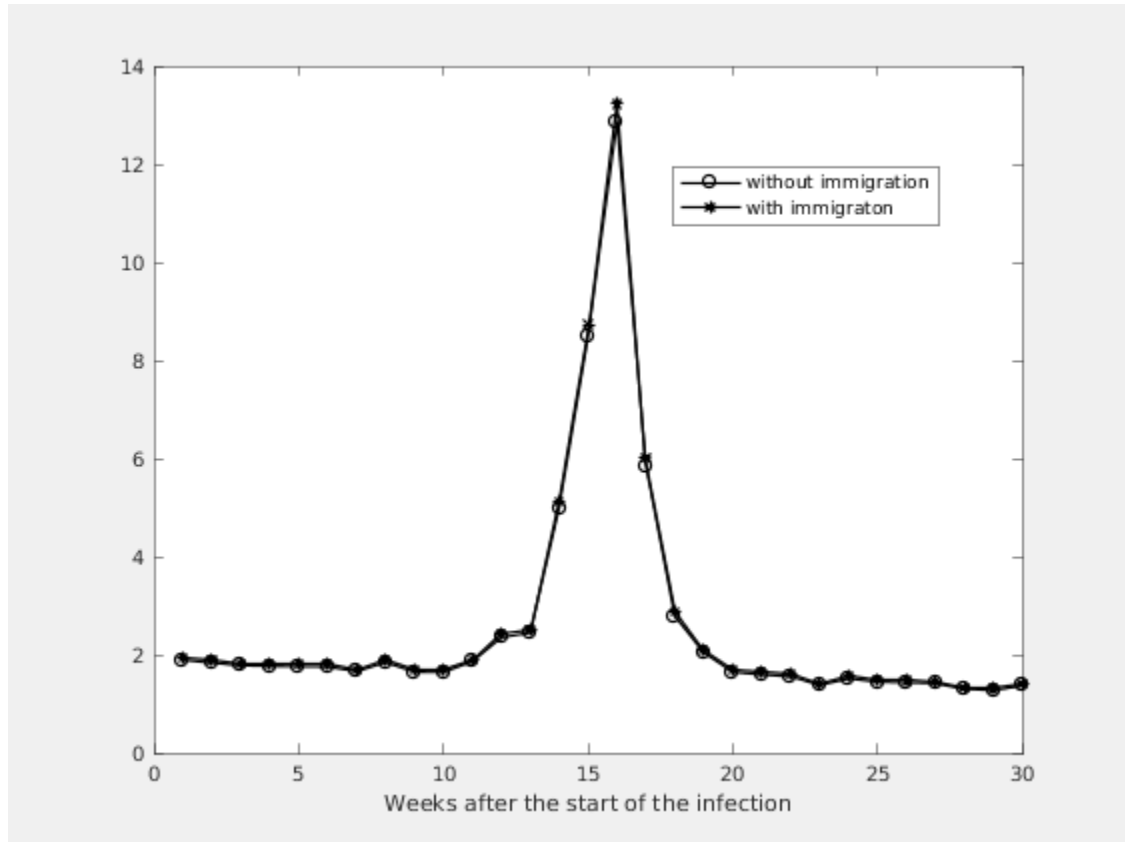




**Figure 2.3. Expected number of the nonregistered infected individuals without immigration**



**Figure 2.4. Expected number of the nonregistered infected individuals with immigration**



**Estimation of the model parameters.**

| k | m      | ci              | alpha  | A1 | M1 |
|---|--------|-----------------|--------|----|----|
| 4 | 0.9883 | 0.8393 - 1.1373 | 0.8998 | 2  | 2  |
| 3 | 0.9883 | 0.8413 - 1.1354 | 0.8705 | 1  | 1  |
| 2 | 0.9858 | 0.8406 - 1.1311 | 0.8717 | 1  | 1  |
| 1 | 0.9855 | 0.8420 - 1.1289 | 0.8729 | 1  | 1  |
| 0 | 0.9884 | 0.8462 - 1.1306 | 0.6911 | 1  | 1  |